

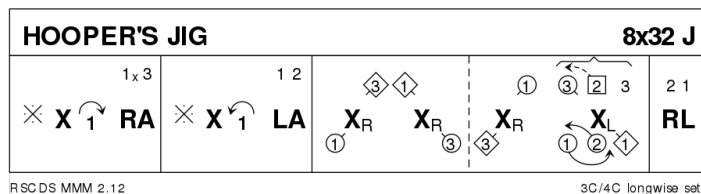
# Chiswick ~ 171022 Club Night

MC Gaynor Curtis ~ 6.30 pm - 10 pm. Live music by Calum Mitchell ~ # **Dance will be walked through.**

## 1 HOOPER'S JIG J32 · 3/4L

Miss Milligan's Miscellany of Scottish Country Dances · Crib: MiniCribbs · Diagram: Keith Rose's Diagrams

- 1-8 All clap & 1s cross passing RSh, cast to 2nd place & dance RH across with 3s
- 9-16 All clap & 1s cross passing RSh, cast to 1st place & dance LH across with 2s
- 17-24 1M+3L change places RH & 1L+3M change places RH (as 1M+3L loop round), 1M+3L change places RH (as 1L+3M loop round) & 1L+3M cross LH 1L ending in 2nd place (as 1M casts to 2nd pl)
- 25-32 2s+1s dance R&L



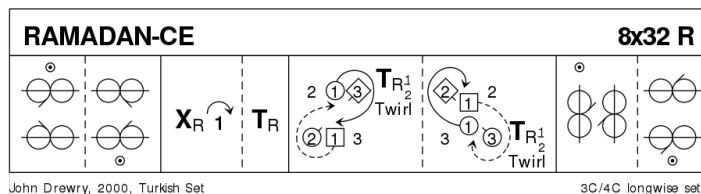
Four Hands across, Rights and Lefts ~ Beginner

## 2 RAMADAN-CE R32 · 3/4L

**Dance will be walked through**

John Drewry: The Turkish Set · Crib: MiniCribbs · Diagram: Keith Rose's Diagrams

- 1-8 1s dance Inveran Reels with 2s+3s
- 9-16 1s cross RH, cast 1 place & turn RH to face 1st corners
- 17-24 1s dance RSh round 1st corner, pass RSh & dance RSh round 2nd corner to end 2nd place opposite side **while** 1st corners dance in, 1/2 turn RH, twirl & dance out to each others place, 2nd corners dance similarly. (3)(1)(2)
- 25-32 1s dance 1/2 LSh reels of 3 across (Man at top with 3s & Lady at bottom with 2s), 1s dance 1/2 RSh reels of 3 on own sides (Man Down, Lady up)

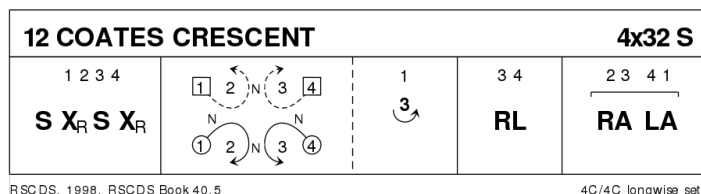


# Inveran Reels, Corners pass and turn ~ Beginner+Experienced

## 3 12 COATES CRESCENT S32 · 4/4L

RSCDS: RSCDS XL 5 · Crib: MiniCribbs · Diagram: Keith Rose's Diagrams

- 1-8 All set on sides & cross RH, all set & cross back RH
- 9-16 1s dance down to meet 4s who dance up & 1L+4L also 1M+4M dance out own sides, cast back to places & 1s lead down to 4th place
- 17-24 3s+4s dance R&L
- 25-32 2s+3s also 4s+1s dance RH across & LH back

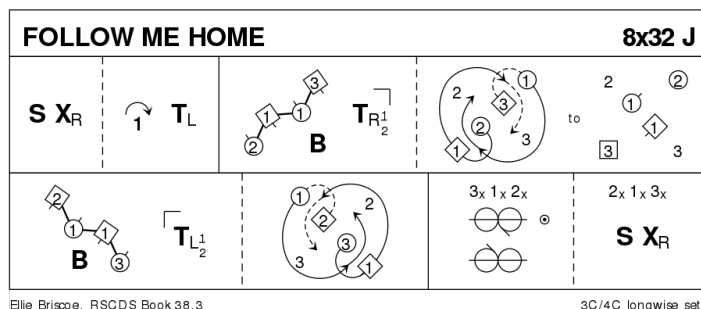


Rights and Lefts, Hands across and back ~ Beginner

## 4 FOLLOW ME HOME J32 · 3/4L

Ellie Briscoe: RSCDS XXXVIII 3 · Crib: MiniCribbs · Diagram: Keith Rose's Diagrams

- 1-8** 1s set & cross RH, cast 1 place & turn LH (ending in a diagonal line LH to partner & RH with 1st corner)
- 9-16** 1s Bal-in-Line with 1st cnrs, 1/2 turn cnrs & 1s followed by cnrs chase cl'wise to 3rd cnr (pstrn) & 1s dance in to give LH to 2nd cnrs
- 17-24** 1s Bal-in-Line with 2nd cnrs, 1/2 turn cnrs & 1s followed by cnrs chase anticl'wise to 4th cnr (pstrn) & 1s end in 2nd pl opp sides
- 25-32** 3s+1s+2s dance 1/2 reels of 3 on the sides 1s giving LSh to 2nd corner (pstrn), set & cross RH



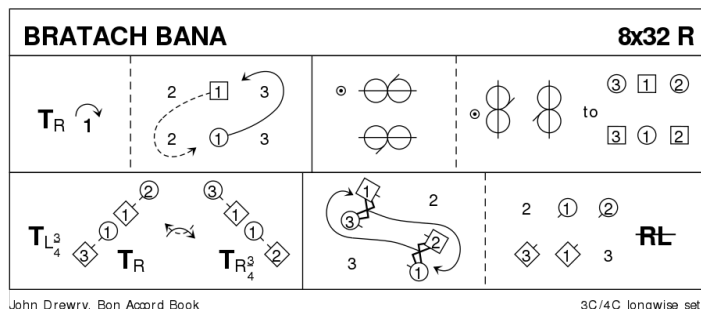
Balance in Line, Chase ~ Beginner with Experienced

## 5 BRATACH BANA R32 · 3/4L

*Dance will be walked through*

John Drewry: Bon Accord Book of Scottish Country Dances · Crib: MiniCribbs · Diagram: Keith Rose's Diagrams

- 1-8** 1s turn RH & cast 1 place, 1s dance LSh round 1st corners to 2nd place opposite side facing 2nd corners
- 9-16** 1s dance 1/2 Reel of 3 on the sides & dance 1/2 Reel of 3 across (1M with 3s at top, 1L with the 2s)
- 17-24** 1s turn LH, turn 3rd cnrs RH (1st cnr person) & pass RSh to turn 4th cnr RH ending in 2nd pl own side in prom hold with 4th cnr
- 25-32** 1s+4th cnrs Prom diag across (pass RSh) to diag opp cnr & 1/2 turn to end 1s in 2nd pl opp side, 1s dance 1/2 Diag R&L (M up, L dn) to end in 2nd pl

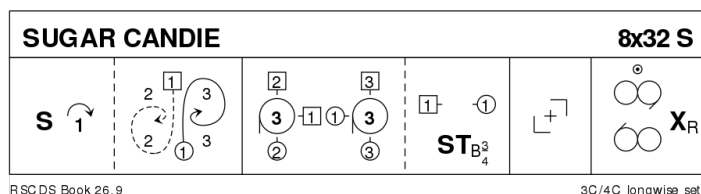


# Dance diagonally across prom hold ~ Experienced

## 6 SUGAR CANDIE S32 · 3/4L

RSCDS XXVI 9 · Crib: MiniCribbs · Diagram: Keith Rose's Diagrams

- 1-8** 1s set & cast 1 place, cross passing LSh & cast RSh round their 1st corner into centre ending BtoB (Lady facing up, Man down)
- 9-16** 1L circle left with 2s & 1M with 3s, turn to face partner & set, 3/4 turn partner 2H to end facing 1st corners
- 17-24** 1s turn 1st corner RH, partner LH, 2nd corner RH, partner LH & end facing 1st corners
- 25-32** 1s dance Reel of 3 on opposite sides passing 1st corner LSh & cross RH to 2nd place own sides

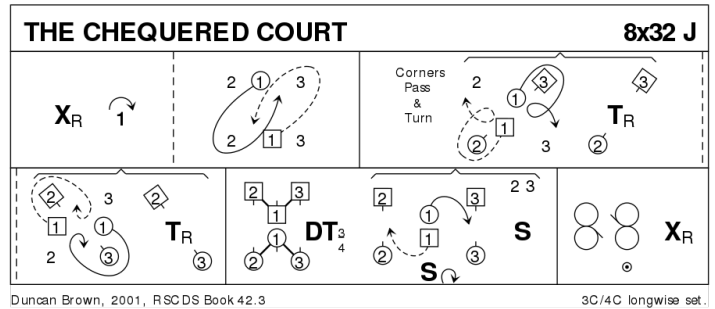


Three hands round, Turn Corners and Partner ~ Beginner

## 7 THE CHEQUERED COURT J32 · 3/4L

Duncan Brown: RSCDS XLII 3 · Crib: MiniCribbs · Diagram: Keith Rose's Diagrams

- 1-8** 1s cross RH, cast 1 place, 1s dance 1/2 Figs of 8 (Man round 2s & Lady round 3s) & end facing 1st corners
- 9-16** 1s dance Pass+Turn with 1st corners & 1s twirl round in centre to face 4th crnrs, 1s dance Pass+Turn with 4th crnrs & twirl round to face own sides
- 17-24** 1s dance 6 bars of Double Triangles & end with 1L between 2s facing 2L & 1M between 3s facing 3M
- 25-32** 1s dance reel of 3 across giving RSh to 4th corners & 1s cross RH to own sides

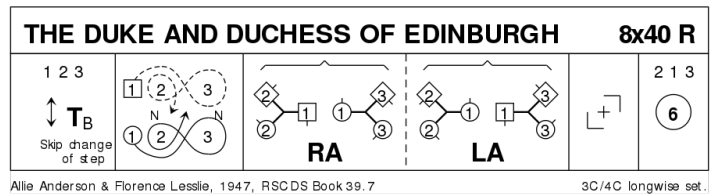


Corners Pass and Turn, Double Triangles ~ Experienced

## 8 THE DUKE AND DUCHESS OF EDINBURGH R40 · 3/4L

Allie Anderson & Florence D. Lesslie: RSCDS XXXIX 7 · Crib: MiniCribbs · Diagram: Keith Rose's Diagrams

- 1-8** 1s+2s+3s Adv+Ret & turn partners 2H
- 9-16** 1s cast, lead down between 3s, cast up behind 3s, lead up between 2s & cast back to 2nd place
- 17-24** 1s dance RH across (Lady with 2s & Man with 3s), pass RSh & dance LH across with other couple to end facing 1st corners
- 25-32** 1s turn 1st corner, partner, 2nd corner & partner to own sides 2nd place
- 33-40** 2s+1s+3s circle 6H round & back

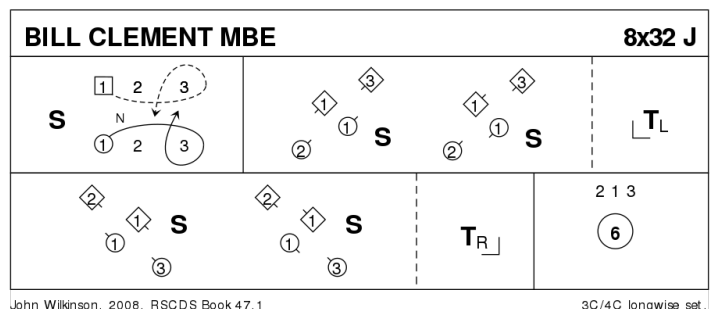


Advance and Retire, Teapots ~ Beginner with Experienced

## 9 BILL CLEMENT MBE J32 · 3/4L

John Wilkinson: RSCDS XLVII 1 · Crib: MiniCribbs · Diagram: Keith Rose's Diagrams

- 1-8** 1s set & dance down between 3s & cast up to end LH with partner facing 1st crnrs
- 9-16** 1s set & turn inwards to face 3rd crnrs, 1s set to 3rd crnrs & turn crnrs LH to end RH with partner facing 2nd crnrs
- 17-24** 1s set & turn inwards to face 4th crnrs, 1s set to 4th crnrs & turn crnrs RH to end 2nd place own side
- 25-32** 2s+1s+3s circle 6H round & back

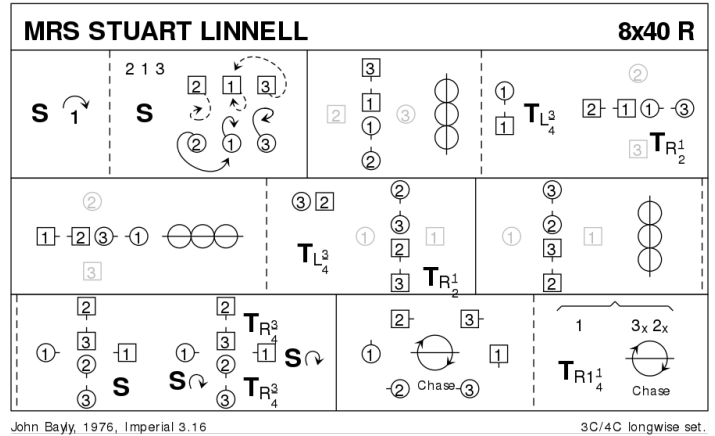


Set & turn inwards, turn corners ~ Beginner

# 10 MRS STUART LINNELL R40 · 3/4L *Dance will be walked through*

John Bayly: *Imperial Book of Scottish Country Dances - Volumes 1-3 · Crib: MiniCribs · Diagram: Keith Rose's Diagrams*

- 1-8 1s set & cast 1 place, 2s+1s+3s set & 1s set adv & turn right about to face out to own sides **while** 2L & 3M petronella right into middle to diamond formation (2L in centre at top, 3M in centre at bottom) **while** 2M & 3L cast into 2nd places to 1M facing 2M & 1L facing 3L in a line across
- 9-16 1s+2M+3L 1/2 reel of 4 across, 1s 3/4 turn LH to Lady facing up & Man down (M face M, L face L), 1s change pl RH with facing persons (2L & 3M)
- 17-24 2L+3M+1s 1/2 reel of 4, 2L+3M 3/4 turn LH to M face Ladies side (M facing M) & Lady face M side in line across & change place RH with facing prsns
- 25-32 2M+3L dance 1/2 reel of 4 across with 3M+2L to end Man facing Men's side (M facing M), all set & 2s+3s 3/4 turn RH onto sides **while** 1s set & turn right about to form a circle with 1s+2s+3s all facing clockwise
- 33-40 All chase clockwise (8 bars) after 4 bars 1s turn RH in centre to end on own sides 2 1 3

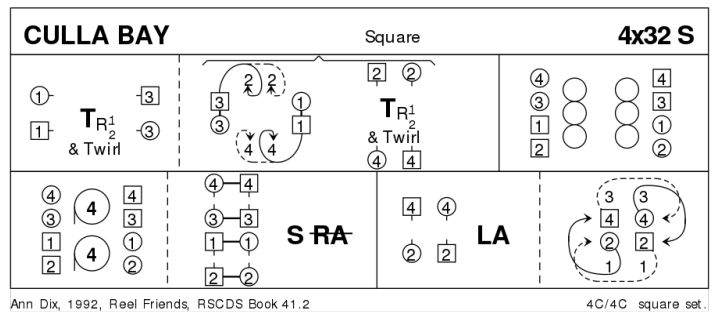


# Petronella turns, Half reels of four ~ Experienced

# 11 CULLA BAY S32 · 4S

Ann Dix: *RSCDS XLI 2 · Crib: MiniCribs · Diagram: Keith Rose's Diagrams*

- 1-4 1s & 3s advance & 1/2 turn opposite partner RH & cast out to opposite side
- 5-8 1s & 3s chase 1/4 round set cl'wise & dance in passing 2s/4s RSh curving in to face 2s/4s as 2s & 4s repeat bars 1-4 & turn right about to face 1s/3s
- 9-16 All dance parallel reels of 4 across set
- 17-24 2s+1s also 4s+3s circle 4H once round to left, set & dance RH across 1/2 way
- 25-32 2s+4s dance LH across once round, 2s & 4s dance out through sides passing opp partner RSh & chase round set cl'wise to next place



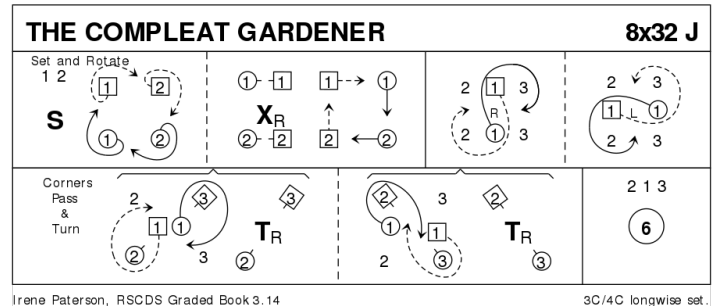
Half-turn & Twirl ~ Beginner with Experienced

## 12 THE COMPLEAT GARDENER

J32 · 3/4L

Irene Paterson: A Third Book of Graded Scottish Country Dances · Crib: MiniCribbs · Diagram: Keith Rose's Diagrams

- 1-8** 1s+2s Dance Set & Rotate:  
Set, rotate singly & dance on 1 place clockwise, change places RH on sides & dance on 1 place to own sides (1s in 2nd pl)
- 9-16** 1s cross RH & cast right, cross LH up/down & cast left to end facing 1st corners
- 17-24** 1s dance Pass+Turn with 1st corners & pass RSh to face 2nd corners, dance Pass+Turn with 2nd corners & pass RSh to 2nd place own sides
- 25-32** 2s+1s+3s circle 6H round & back



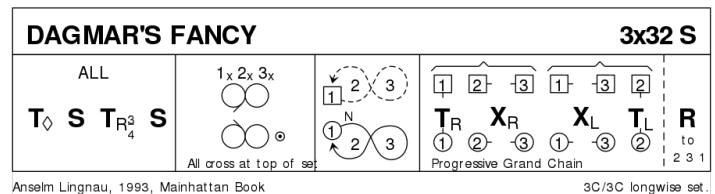
Set & Rotate, Corners pass and turn ~ Beginner

## 13 DAGMAR'S FANCY

S32 · 3/3L

Anselm Lingnau: The Mainhattan Book · Crib: MiniCribbs · Diagram: Keith Rose's Diagrams

- 1-8** 1s+2s+3s petronella turn & set, 3/4 turn RH & set
- 9-16** 1s cross down (each couple cross down as they reach top place) to dance reflection reels of 3 on sides
- 17-24** 1s dance Figs of 8 on own sides (1s down & in to start)
- 25-32** All dance Progressive Grand Chain:  
**25-26** 1s (at top) turn once round RH as 2s+3s change places RH on sides,  
**27-28** 2s (at bottom) turn once round LH as 1s+3s change places LH on sides,  
**29-30** 3s (at top) turn once round RH as 1s+2s change places RH on sides,  
**31-32** 1s (at bottom) turn once round LH as 2s+3s change places LH on sides to end 2 3 1



Crossing reel of 3, Progressive Grand Chain ~ Experienced

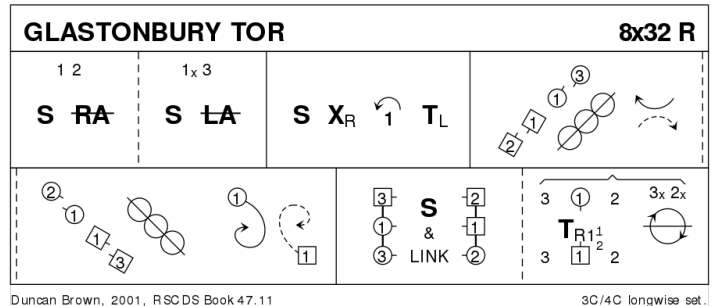
## 14 GLASTONBURY TOR

R32 · 3/4L

*Dance will be walked through*

*Duncan Brown: RSCDS XLVII 11 · Crib: MiniCribbs · Diagram: Keith Rose's Diagrams*

- 1-8** 1s+2s set & dance 1/2 RH across, 1s+3s set & dance 1/2 LH across
- 9-16** 1s set & cross RH, 1s cast up 1 place & turn LH turn to face 1st corners (pstns)
- 17-20** 1s dance 1/2 reel of 4 with 1st crnrs (pstns) & pass left to face 2nd crnrs (pstns)
- 21-24** 1s dance 1/2 reel of 4 with 2nd crnrs (pstns) & curve right to end 1M between 3s facing down & 1L btwn 2s facing up
- 25-32** 1M+3s also 1L +2s Set+Link for 3 once, 1s turn RH 1.1/2 times to 2nd place as 2s & 3s dance clockwise 1/2 way to places 2 1 3



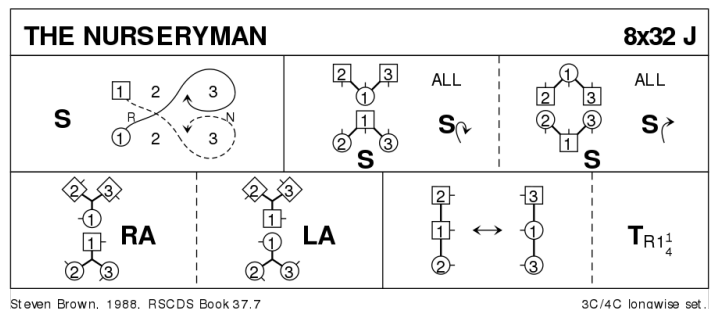
# Half Diagonal Reels, Set&Link for three ~ Beginner+Experienced

## 15 THE NURSERYMAN

J32 · 3/4L

*Stephen Brown: RSCDS XXXVII 7 · Crib: MiniCribbs · Diagram: Keith Rose's Diagrams*

- 1-8** 1s set, cross down RH between 2s & cast down behind 3s & dance up centre to 2nd place to face out on opposite sides
- 9-12** 2s+1s+3s set (as in Double Triangles) 1s PdB out & turn right about to face in **while** 2s & 3s PdB in & turn right about to face out
- 13-16** 2s+1s+3s set (Inverted Double Triangle formation), 1s PdB in **while** 2s & 3s PdB out all turning R about for RH across
- 17-24** 2s+1s+3s dance RH across on sides, 1s pass RSh & dance LH across on own side ending in lines across 1L between 2s & 1M between 3s
- 25-32** Lines Adv+Ret, 1s turn RH 1.1/4 times to end in 2nd place on own sides



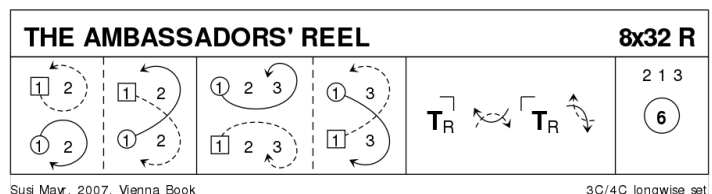
Inverting double triangles ~ Beginner with Experienced

## 16 THE AMBASSADORS' REEL

R32 · 3/4L

*Susi Mayr: Vienna Book of Scottish Country Dances · Crib: MiniCribbs · Diagram: Keith Rose's Diagrams*

- 1-8** 1s dance down between 2s & cast up, 1s dance 1/2 Fig of 8 round 2s
- 9-16** 1s dance down between 3s & cast up, 1s dance 1/2 Fig of 8 round 3s & end facing 1st corners
- 17-24** 1s turn 1st corners RH & pass RSh to face 2nd corners, turn corners RH & pass RSh to 2nd place own sides
- 25-32** 2s+1s+3s circle 6H round & back



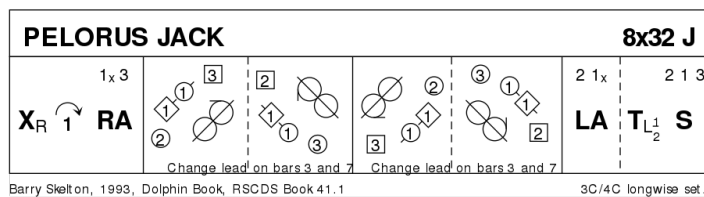
Half Figure of Eight ~ Beginner

## 17 PELORUS JACK J32 · 3/4L

Extra

Barry Skelton: RSCDS XLI 1 · Crib: MiniCribs · Diagram: Keith Rose's Diagrams

- 1-8** 1s cross RH & cast 1 place, dance RH across with 3s & 1s end with Man facing his 1st corner with his partner behind him
- 9-16** 1s dance Alternating Tandem 1/2 reel of 3 with 1st corners, 1s dance Alternating Tandem 1/2 reel with 2nd corners
- 17-24** 1s dance Alternating Tandem 1/2 reels of 3 with Ladies 1st corner (pstrn), 1s dance Alternating Tandem 1/2 reel with Ladies 2nd corner (pstrn)
- 25-32** 1M followed by partner dance into LH across with 2s, 1s retain LH & 1/2 turn to own sides & 2s+1s+3s set



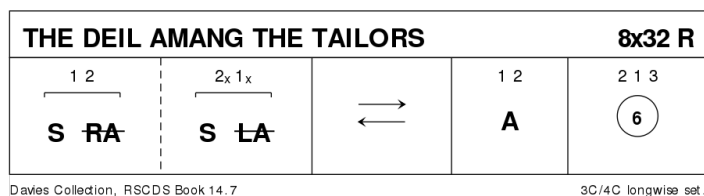
Dolphin Reels ~ Beginner with Experienced

## 18 THE DEIL AMANG THE TAILORS R32 · 3/4L

Extra

RSCDS XIV 7 · Crib: MiniCribs · Diagram: Keith Rose's Diagrams

- 1-8** 1s+2s set & dance RH across 1/2 way, set & dance LH across 1/2 way back to place
- 9-16** 1s lead down the middle & back to top
- 17-24** 1s+2s dance Allemande
- 25-32** 2s+1s+3s circle 6H round & back



Four Hands across (half), Allemande ~ Beginner